

PBL for Class VII

Theme: Globalization

General instructions:

1. Read the given set of instructions carefully.
2. You must file all the given tasks in a school project notebook.
- 3.. First page of the project file should have the following details:

Name of the Student:
Class & Section :
Inter-disciplinary Project Theme :



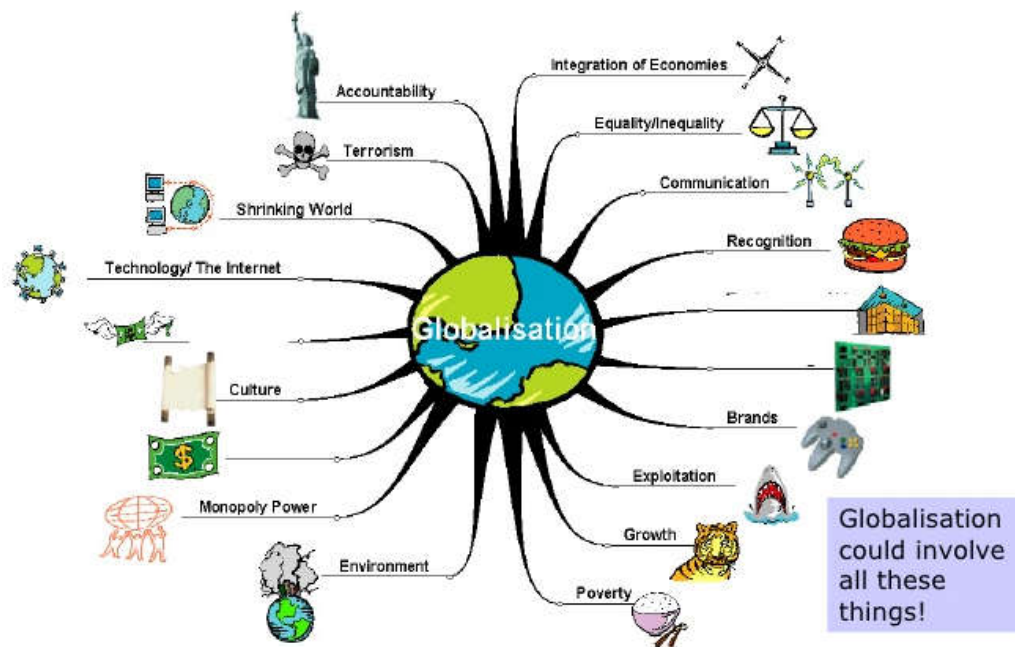
Subject	Remarks to be filled by teacher	Teacher's signature
Task 1		
Task 2		
Task 3		
Task 4		
Task 5		
Task 6		
Task 7		

Globalization is the process by which businesses or other organizations develop international influence or start operating on an international scale. Globalization implies the opening of local and nationalistic perspectives to a broader outlook of an interconnected and interdependent world with free transfer of capital, goods, and services across national frontiers.

Task 1:

- Prepare an advertisement for any imaginative product that is environment friendly in the form of commercial advertisement on A4 sheet.
- Make a video clip of the advertisement of the product.

Task 2: Q1. Figure given below gives the advantages and disadvantages of globalization



There are 5 countries which are practising some positive aspects and some negative aspects

All the positive aspects are given (+50) points and all the negative aspects are given (-15) points

Find the total score of all the countries given below:

COUNTRY 1:- Due to globalization country is practicing free trade, growth, terrorism, over usage of internet, brand conscious people

COUNTRY 2:- Due to globalization country is practicing friendly environment, terrorism, exploitation, monopoly, , inequality

COUNTRY 3:- Due to globalization country is practicing sharing culture, wealth and technology, shrinking world, poverty , free trade with other countries

Answer the following questions

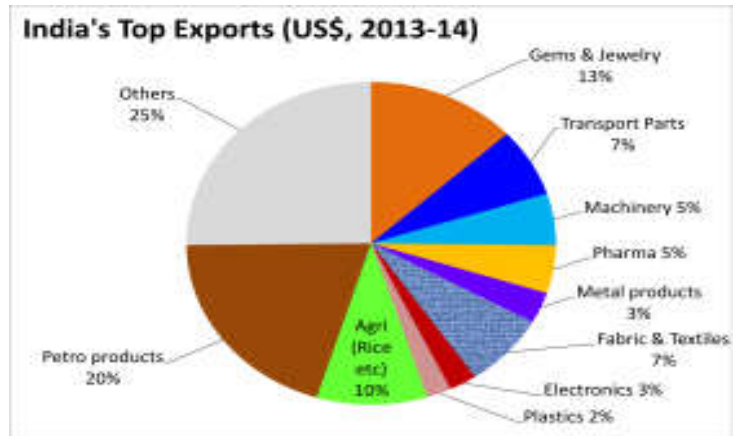
- a) Find the total score of all the countries.
- b) Arrange all the scores in descending order.
- c) If country A is giving laptops to country B and country B is giving play stations to country A

On each laptop there is a profit of ₹ 3500 and on each desktop there is a loss of ₹ 2500 . How many desktop computers will be sold if number of laptops sold is 50, if there is no profit no loss?

- d) In the word ‘GLOBALISATION’ ,find the probability of getting i) vowel ii) consonants , iii) Letter L



Q2. Read the data and answer the following questions



1. Which item is exported least?
2. Which items are exported in equal percentage?
3. What items exported are equal to petro products?
4. What is the percentage difference in exports of fabric and plastics?

Q3. The data for Mean % contributions to GDP growth for developed and developing countries is as follows

.Represent the data as double bar graph .

Economy/ %age	Capital	Labour hours	TFP
Developed economies	55	20	22
Developing economies	35	40	25

Task 3: LO: To enable them to understand the impact of globalisation.


Make a list of the brands (at least 5) of following items and tell whether these are Indian or Foreign.

- Cars
- Mobiles
- Purses
- Products of daily use
- Home appliances

Item	Brand 1	Indian	Foreign	Brand 2	Indian	Foreign	Brand 3	Indian	Foreign	Brand 4	Indian	Foreign	Brand 4	Indian	Foreign
Purses															
Cars															
Mobiles															
Home appliance															
Other products of daily use															

- Find out the impact of this on Indian market and society.
- Is Globalization good or bad

Task 4: GLOBALISATION IN SCIENCE



Some say that the globalization of fast food (burger, pizza, noodles, French fries etc.) is a bad thing because everyone will be exposed to the same food; others say that they are a good thing because you are always able to eat something you recognize and like. What are your opinions? Have you gone to McDonalds, KFC or any other food chain? If so, was it good? Try to complete the following tasks based on your experience:

1. Visit any fast food restaurant and try to collect the nutritional information related to what you had there:

- Energy
- Total carbohydrates
- Total fats
- Saturated fats
- Trans fats
- Proteins
- Minerals
- Preservatives

2. Does the globalization of fast food adversely or positively affect the culture of our country?

3. Develop a balanced diet chart for the age group 12- 14 years.

4. Design a pamphlet creating awareness regarding disadvantages of fast food.

Task 5. 1 प्रश्न: भ्रूणविकास के लाभ बताने हुए पोस्टर तैयार करें (विषय से संबंधित जानकारी हिंदी भाषा में हो)।

2 आपके स्कूल में भ्रूणविकास को लेकर बाह्यविशेष प्रतिस्पर्धा है। भ्रूणविकास के विषय में जानकारी देने हुए अपने विचारों की सूचीबद्ध करें।

Task 6: सांझी विद्विआ पृथाली कारन डारडी सँडिआचार उँडे पै रडे रँगे अडे माडे पृडवां घारे 100-150 शसुदां विच लिखे।

Task 7: Globalization is the proportion of all world production that crosses international boundaries.



Create a worksheet with the details of five products on the basis of given information on “Globalisation “in MS Excel.

Add some column names like:-

1. **Serial number:** The number of products that you added in the worksheet.
2. **Name of product:** List the different products used for import and export(at least 5)
3. **Price:** write the price of the imported or exported product.
4. **Imported from:** Write the name of the country from where it is imported.
5. **Exported to:** Write the name of the country where the product is exported.
(Students can also add more columns in worksheet)

Add chart:

- Students can create chart by using above mention data.
- Apply formatting options on charts to make it attractive.

Apply formatting in worksheet.

1. Font size of column header: 14 point.
2. Colour of column header: Blue.
3. Serial numbers should be Bold.
4. Highlight name of the product with pink color.
5. Add any cell color to make it attractive.
6. Serial number should be in descending order (sorting).
7. Font style: Times New Roman.
8. Font size of Rows: 11 point.

(Apply formatting options to make your worksheet attractive.)

Note: Paste the colored (or black & white if you cannot manage colored)printout in your project notebook (owl book).

Make SELF ASSESSMENT SHEET (on last page of project)

Note: Fill in the Self Assessment column only by marking your performance on a scale of 1-5 (for each given criterion)

S.No.	Criterion for Assessment	Self Assessment	Assessment by Teacher
1	How neatly has the project been presented? Is the sequence meaningful? Are all the pictures and images labeled?.		
2	Is the work creative and innovative?		
3	Is the content/information correct and enough?		
4	If the project was well researched with clearly and correctly specified sources?		
5	Is the project being submitted timely? (with each delayed		