

## HOLIDAYS HOMEWORK 2017-18

### Class-1

**Holidays, Holidays, Holidays,  
It's time to smile and play,  
My holidays are from May,  
Wow! I am waiting for this  
lovely day,  
I will have lot of fun with friends,  
I will do a page of writing,  
With no refusal and fighting.**



© Can Stock Photo

**Hey kids! Have a happy, happening break!!**

A holiday is supposed to be a break from studies, explanations and completing tasks. But are holidays supposed to make us irresponsible kids?

So, we are going to take up certain responsibilities  
And enjoy our holidays.

**Few Guidelines for our children-**

1. 'Knowledge is Power. 'Read Five episodes of Noddy as reading will enhance your vocabulary, language and spellings.

2. 'A healthy mind lives in a healthy body. 'So participate in any indoor and outdoor activity and game.

3. Cultivate manners- Remember to make use of four golden words-Please, Sorry, Excuse me and Thank you.

4. Improve your handwriting by doing one page of English

writing daily in a notebook. We would love to see your writing notebook after the holidays.

5. Go for walk with your family. You will realize God's greatest gifts-Nature and your family.

6. Care and Concern-You can surely be of help to your parents and grandparents. Take good care of them and spend time with them.

**The holiday homework activities are based on Noddy and Five episodes :**



1. Noddy Goes To School
2. Noddy Goes To Toyland
3. Noddy and Singing Bush
4. Noddy and the Magic Watch
5. Noddy and the Island adventure / Noddy's Family Tree .

Please read the books and watch the episodes on You Tube.

**Note:**

1. All written work to be done in the Project File.
2. Students own work will be appreciated.

**3. Listen to the Noddy's theme song 'Give way to Noddy'.**

**A) Listening to Noddy-** Listen to the theme song carefully. Write and create a poem or a song on Noddy. This song or poem will be heard in the class.

**B) Speaking and Reading time-** Reading is the most productive hobby.

- ) It helps to develop our imagination and creativity. Let's enjoy reading the books based on the episodes mentioned above and watching it on You Tube.
- ) After watching episodes and reading the books, choose ten new words from Noddy's episodes.
- ) Make two Word Grids and represent these words on the word grids. Write the synonyms and antonyms of these words and frame the sentences.
- ) Watch and read the episodes carefully and speak outline of your favourite episode. This activity will be conducted in the class after you join back school. This is a project based learning activity.

**Word Grid**

For example:-

P	L	U	M	P

Synonym of plump- fat, chubby

Antonym- plump x thin

Sentence- Sam is very plump.

**C) Make a cut out of a seven petal flower using a pink or yellow chart**

Paper. Paste Noddy's photograph in centre of the flower. Write the name of the characters in each petal and write two interesting events that happened.

D) List five common and five proper nouns from the two episodes of Noddy.

E) Paste pictures of Noddy's good habits on a chart or pastel sheet.

F) What steps do Noddy and Big-Ears take to become neat and Clean? (Noddy in the Toyland)

G) Would you like to live in a big or small family? Why?

H) Noddy liked big or small family. Do you have any clue? If you have a clue, please write it down.

Suggested movie to watch:

L Toy Story

L Pinocchio

L Finding Dory

Number Game

Instructions to make the cards

1. Take any 10 old playing cards.



2. Take the picture of any one of your favourite character from the story and paste it on one side of all the 10 playing cards. (Side – A)



Colour the pictures.

3. Write down the numbers 0 to 9 on a piece of paper. Cut them out and paste each one of them on the other side of the old playing cards. (Side- B)



4. Your cards are ready.

5. Using the digits on a card form any six two digit numbers and write on your project notebook.

- Arrange these numbers in descending order.
- Write the number names of these numbers.
- Find the sum and the difference between the largest and the smallest number formed.
- Write the expanded form of all the given numbers formed

6. Noddy and his friends planned a picnic at a toyland beach. They packed buckets, spades, blankets and many more things. If they took 15 blankets, 10 buckets and 5 spades then how many total things they took along with them?

7. Noddy and his 7 friends decided to go to picnic 2 of them joined later. Add the number of persons using number line.

8. Frame 2 story sums of addition from noddy's story and solve them also.

Note: Do these pages in the book MATHS MILEAGE  
Page No. 122, 123, 124, 130, 131, 132, 133.

### Hindi

प्रश्न: खाली स्थान भरें (स्वर और व्यंजन)

स्वर

अ \_\_\_ इ \_\_\_ उ \_\_\_

ऋ \_\_\_ ऐ \_\_\_ औ अं \_\_\_

व्यंजन

क \_\_\_ ग घ ङ

च छ \_\_\_ झ ञ

\_\_\_ ठ ड \_\_\_ ण

त \_\_\_ द \_\_\_ न

\_\_\_ फव \_\_\_ म

य \_\_\_ लव

श \_\_\_ \_\_\_ ह

क्ष \_\_\_ ज्ञ

प्रश्न: दिए गए व्यंजनों से एक - एक शब्द बनाएं ।

क
_____

ल
_____

घ
_____

च
_____

ट
छ
_____

प
फ
_____

द
ब
_____

न
म
_____

ज
_____

स
_____

व
_____

ह
_____

प्रश्न: सही शब्द चुन कर वाक्य पूरा करें -

1. अमन \_\_\_\_\_ (कमल/कलश) भर ।

2. सना \_\_\_\_\_ (पत्र/घर) लिख ।

3. कमला \_\_\_\_\_ (गाजर/आम) का हलवा खा ।

4. लाल - लाल \_\_\_\_\_ (अनानास/टमाटर) खा ।
5. \_\_\_\_\_ (सड़क/बरतन) पर मत चल ।
6. \_\_\_\_\_ (अनार/बस) पर चढ़ ।
7. शाम \_\_\_\_\_ (धागा/ताला) लगा ।
8. सरला \_\_\_\_\_ (बाजा/टमाटर) बजा ।
9. बाज़ारजा \_\_\_\_\_ (महान/अनार) ला ।
10. झटपट \_\_\_\_\_ (शलगम/कसरत) कर ।

प्रश्न : कार्टून 'नौडी' के निम्न लिखित धारावाहिक देखें और उसमेंसे **2-3-4** अक्षरवाले शब्दों को लिखते हुए वाक्यनिर्माण करें ।

1. नौडी एंड सिंगिंग बुश
2. नौडी इन टॉयलैंड
3. नौडी एंड द आईलैंड एडवन्चर
4. नौडी एंड द मैजिक वॉच
5. नौडी एंड फैमिली ट्री





## Grade 1

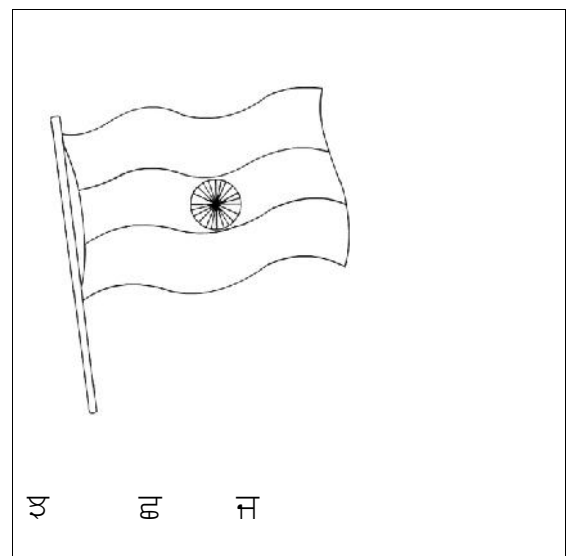
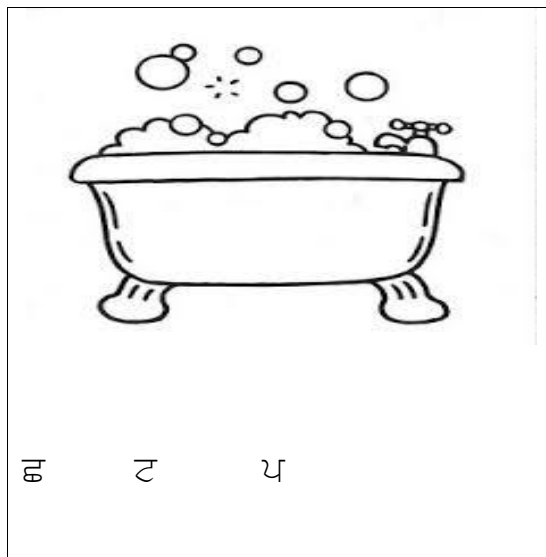


- ) Type the names of 5 cartoon characters from NODDY and paste picture of NODDY on A4 sheet and get it laminated.
- ) Help NODDY to learn how to start and shut down a computer in the form of flowchart.




**Note: (Use project notebook)**

ਕੈਂਬਰਿਜ ਇੰਟਰਨੈਸ਼ਨਲ ਸਕੂਲ  
ਜਮਾਤ-ਪਹਿਲੀ ਵਿਸ਼ਾ-ਪੰਜਾਬੀ  
ਛੁੱਟੀਆਂ ਦਾ ਕੰਮ(2017-18)

ਤਸਵੀਰ ਨੂੰ ਦੇਖ ਕੇ ਸਹੀ ਅੱਖਰ ਤੇ ਗੋਲਾ ਲਗਾਉ ਅਤੇ ਤਸਵੀਰਾਂ ਵਿਚ ਰੰਗ ਭਰੋ।  
Circle the correct alphabet and colour the pictures.



ਨੌਡੀ ਦੇ ਕੋਲ ਕੁਲ **10** ਗੁਬਾਰੇ ਹਨ। ਉਹਨਾਂ ਉੱਤੇ ਪੰਜਾਬੀ ਵਰਨਮਾਲਾ ਦੇ ਪਹਿਲੇ ਦਸ ਅੱਖਰਾਂ ਵਿਚੋਂ ਕੁਝ ਅੱਖਰ ਲਿਖੇ ਹੋਏ ਹਨ, ਨੌਡੀ ਇਹਨਾਂ ਵਿਚੋਂ ਕੁਝ ਅੱਖਰ ਲਿਖਣਾ ਭੁੱਲ ਗਿਆ ਹੈ। ਉਹਨਾਂ ਅੱਖਰਾਂ ਨੂੰ ਲਿਖੋ ਅਤੇ ਵਰਨਮਾਲਾ ਦੀਆਂ ਪਹਿਲੀਆਂ ਦੋ ਲਾਈਨਾਂ ਪੂਰੀਆਂ ਕਰੋ-




ਪੰਜਾਬੀ ਵਰਨਮਾਲਾ ਦੇ ਪਹਿਲੇ ਦਸ ਅੱਖਰ ਤਰਤੀਬ ਵਾਰ ਲਿਖੋ-

Two sets of horizontal lines for writing practice. Each set consists of a top line, a middle line, and a bottom line, with a vertical margin line on the left side.





ਸਕੂਲ ਤੋਂ ਘਰ ਜਾਦੇਂ ਹੋਏ ਨੌਂਡੀ ਦੇ ਸਾਰੇ ਅੱਖਰ ਗਵਾਚ ਗਏ ਹਨ। ਣ ਉਸਦੇ ਕੋਲ ਹੈ ਅਤੇ ਓ ਸਕੂਲ ਦੇ ਬਾਹਰ ਰਹਿ ਗਿਆ ਹੈ। ਬਾਕੀ ਦੇ ਅੱਖਰ ਲੱਭਣ ਵਿਚ ਕੀ ਤੁਸੀਂ ਉਸਦੀ ਮਦਦ ਕਰੋਗੇ?



ਕੈਂਬਰਿਜ਼ ਇੰਟਰਨੈਸ਼ਨਲ ਸਕੂਲ  
ਜਮਾਤ-ਪਹਿਲੀ ਵਿਸ਼ਾ-ਪੰਜਾਬੀ  
ਛੁੱਟੀਆਂ ਦਾ ਕੰਮ(2017-18)

**1 Fill in the blanks -**



**2 Write in Sequence-**

ਘ                      ਝ                      ਚ                      ਞ                      ਜ



ਡ                      ਢ                      ਟ                      ਠ                      ਠ



**3 Before -**

ਅ

ੳ

ਜ

ਲ

ਗ

#### 4After-

ਕ

ਖ

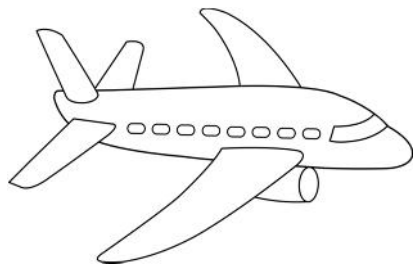
ਚ

ਘ

ਠ

5 Match the letters with pictures-

1. ਅ



੨. ਜ



੩. ਹ



੪. ਭ



੫. ਟ

